



# CABINET HARDWARE SYSTEMS

CASTORS, GLIDES & LEGS

#CGL

## Australia

1800 008 591 ■ [www.artia.com.au](http://www.artia.com.au)

### VICTORIA:

235 Settlement Road,  
Thomastown VIC 3074

### NEW SOUTH WALES:

Unit 1/429 Victoria Street,  
Wetherill Park NSW 2164

### QUEENSLAND:

Building 2/660 MacArthur  
Avenue, Pinkenba QLD 4008

### SOUTH AUSTRALIA:

13 Rosberg Road,  
Wingfield SA 5013

### WESTERN AUSTRALIA:

Unit 1B/15 Hector Street,  
Osborne Park WA 6017

## New Zealand

0800 267 625 ■ [www.artia.co.nz](http://www.artia.co.nz)

### AUCKLAND:

11 Bruce Roderick Drive,  
East Tamaki, Auckland 2013

### CHRISTCHURCH:

117 Wrights Road,  
Addington, Christchurch 8024

# CASTORS, GLIDES & LEGS

## CONTENTS

### CASTORS

03

- Design Castors ..... **03**
- Twin Wheel Castors ..... **04**
- Industrial Castors ..... **06**
- Furniture Castors & Accessories ..... **08**

### GLIDES

09

- Adjustable Glides ..... **09**
- Furnitures Glides ..... **12**
- Insert Nuts ..... **13**
- T-Nuts ..... **14**

### LEGS

15

- Table Legs ..... **15**
- Furnitures Legs ..... **16**
- Table Fittings ..... **18**
- Swivel Assemblies ..... **19**
- Plinth Legs ..... **20**

### INDEX

21

# CASTORS, GLIDES & LEGS

## CASTORS


### DESIGN CASTORS

#### ► Formula 40

- Stylish wide profile twin wheel castor
- Fixing by swivel square plate
- Zinc support
- Available with or without brake

Code	A	B	C	D	Load Rating KG	Brake
<b>800.40047.630</b>	40	45	68	P	50	no
<b>800.40147.630</b>	40	45	68	P	50	yes

Finish: Aluminium Body. Black Wheel (.630)



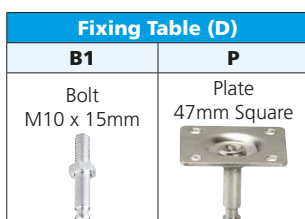
#### ► Formula 60

- Stylish wide profile twin wheel castor
- Fixing by swivel square plate or bolt
- Zinc support
- Available with or without brake

Code	A	B	C	D	Load Rating KG	Brake
<b>800.60047.630#</b>	60	75	74	P	80	no
<b>800.60147.630#</b>	60	75	74	P	80	yes
<b>800.60013.635</b>	60	75	74	B1	80	no
<b>800.60113.635</b>	60	75	74	B1	80	yes

Finish: Aluminium Body. Black Wheel (.630)

Finish: Aluminium Body. Grey Wheel (.635)







# CASTORS, GLIDES & LEGS

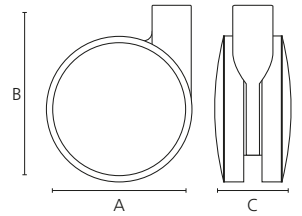
## DESIGN CASTORS

### ▶ Disky 2

- Design Castor
- Designed for trolleys, filing cabinets, tables and furniture
- Fixing by swivel square plate or bolt
- Aluminum paint hubcap
- Grey body, black hard wheel
- Available with or without brake

Code	A	B	C	D	Load Rating 	Brake
<b>800.85013.630</b> #	80	110	43	B1	80	no
<b>800.85113.630</b> #	80	110	43	B1	80	yes
<b>800.85112.630</b> #	80	110	43	B2	80	yes
<b>800.85047.630</b>	80	110	43	P	80	no
<b>800.85147.630</b>	80	110	43	P	80	yes

Fixing Table (D)		
B1	B2	P
Bolt M10 x 15mm	Bolt M12 x 25mm	Plate 47mm Square
		




Finish: Aluminium Body. Black Wheel (.630) 


## TWIN WHEEL CASTORS







### ▶ Hooded

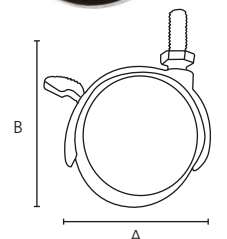
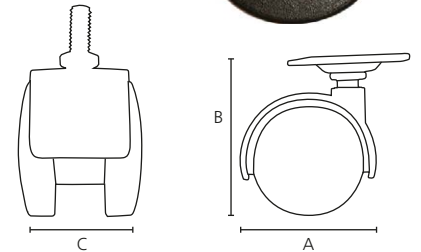
- Nylon twin wheel castor with hood
- Available with or without brake and various fixing options
- Hard wheel
- Sold individually unless marked (^ sold as set of four)

Code	A	B	C	D	Load Rating 	Brake
<b>801.50009.572</b>	50	59	50	B1	50	no
<b>801.50109.572</b>	50	62	45	B1	50	yes
<b>801.40005.572</b>	40	52	41	B2	35	no
<b>801.50005.572</b>	50	59	50	B2	50	no
<b>801.50105.572</b> #	50	62	45	B2	50	yes
<b>801.50142.572</b>	50	62	45	P1	50	yes
<b>801.50102.572</b>	50	62	45	P2	50	yes
<b>801.50016.572</b> #	50	65	45	U1	50	no
<b>801.40040.572</b> #	40	52	41	S	35	no
<b>801.50040.572</b>	50	59	50	S	50	no
<b>801.50140.572</b>	50	62	45	S	50	yes

Sold as sets of 4

Code	A	B	C	D	Load Rating 	Brake
<b>043030</b> ^	30	42	32	P1	15	no
<b>043040</b> ^	40	56	41	P1	25	no
<b>043050</b> ^	50	65	46	P1	30	no
<b>043150</b> #^	50	65	46	P1	30	yes

Fixing Table (D)					
B1	B2	P1	P2	U1	S
Bolt 3/8" x 20mm	Bolt 5/16" x 20mm	Plate 42mm Square	Plate 38mm Square	U Bracket 16mm	Stem
					



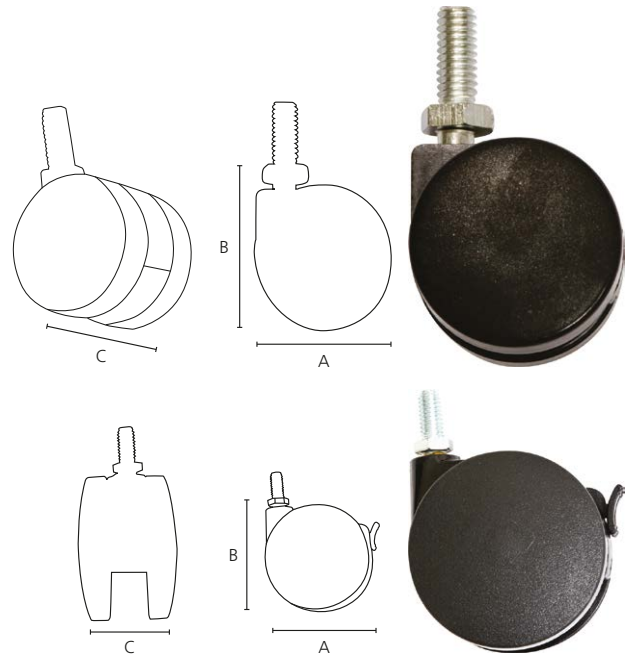
# CASTORS, GLIDES & LEGS

## TWIN WHEEL CASTORS

### ► Unhooded

- Nylon twin wheel castor, unhooded
- Available in various diameters and fixing options
- Hard wheel
- Sold individually unless marked (^ sold as set of four)

Code	A	B	C	D	Load Rating KG	Brake
800.50009.572	50	57	50	B1	50	no
800.75009.572#	75	85	46	B1	60	no
800.50109.572#	50	55	44	B1	50	yes
800.75109.572	75	85	46	B1	60	yes
800.40005.572	40	45	38	B2	35	no
800.50005.572#	50	57	50	B2	50	no
800.50002.572	50	57	50	P	50	no
800.74002.572	75	82	53	P	60	no
800.40040.572#	40	45	38	S	35	no
800.50040.572#	50	57	50	S	50	no
800.74040.572	75	82	53	S	60	no



Sold as sets of 4

Code	A	B	C	D	Load Rating KG	Brake
043055#^	50	60	46	P	30	no

Fixing Table (D)			
B1	B2	P	S
Bolt 3/8" x 20mm	Bolt 5/16" x 20mm	Plate 42mm Square	Stem

### ► Europa Grey

- Nylon twin wheel castor, unhooded with polyurethane wheel
- Available with or without brake
- Soft wheel, ideal for hard floors
- Rivetted wheel for additional strength
- Swivel plate or bolt fixing

Code	A	B	C	D	Load Rating KG	Brake
800.77865.587#	75	85	44	B1	70	no
800.77965.587	75	85	44	B1	70	yes
800.77842.587	75	85	44	P	70	no
800.77842.588#	75	85	44	P	70	no
800.77942.587	75	85	44	P	70	yes
800.77942.588#	75	85	44	P	70	yes
800.77742.572	75	85	44	P	70	yes



Fixing Table (D)	
B1	P1
Bolt 3/8" x 20mm	Plate 42mm Square

Finish: Black. Grey Wheel (.587)

Finish: Grey. Black Wheel (.588)

Finish: Black. Black Wheel (.572)

# CASTORS, GLIDES & LEGS

## TWIN WHEEL CASTORS

### ► Sigma Grey

- Nylon twin wheel castor, unhooded with polyurethane wheel
- Available with or without brake
- Soft wheel, ideal for hard floors
- Rivetted wheel for additional strength
- Swivel plate or bolt fixing

Code	A	B	C	D	Load Rating KG	Brake
<b>800.50042.587</b>	50	60	45	P	50	no
<b>800.50142.587</b>	50	60	45	P	50	yes

#### Fixing Table (D)

**P**

Plate  
38mm Square



## INDUSTRIAL CASTORS

### ► Duo

- Industrial castor
- Double nylon wheel
- Hard wheel
- Swivel plate fixing

Code	A	B	C	D	Load Rating KG	Brake
<b>883.05048.572</b>	50	73	2x18	P	60	no
<b>884.05048.572</b>	50	73	2x18	P	60	yes

#### Fixing Table (D)

**P**

Plate  
68mm x 48mm



### ► Pact

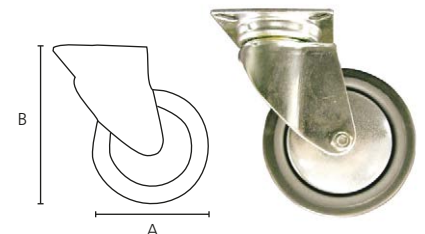
- Single rubber wheel
- Soft wheel, ideal for hard floors
- Rivetted wheel for additional strength
- Swivel plate fixing
- C = width
- Zinc hub cap

Code	A	B	C	Load Rating KG	Brake
<b>887.08048.352#</b>	80	103	44	55	no

#### Fixing Table (D)

**P**

Plate  
60mm Square







# CASTORS, GLIDES & LEGS

## INDUSTRIAL CASTORS




### ► Mozzo

- Single polyurethane wheel
- Soft wheel, ideal for hard floors
- Various size and fixing options
- Grey wheel with zinc hub
- Available with or without brake

Code	A	B	C	D	Load Rating 	Brake
<b>893.07590.587#</b>	75	101	22	H	50	no
<b>893.05042.587</b>	50	72	18	P	40	no
<b>893.06048.587#</b>	60	82	22	P	50	no
<b>893.07548.587</b>	75	101	22	P	50	no
<b>893.10048.587</b>	100	121	22	P	60	no
<b>894.05042.587</b>	50	72	18	P	40	yes
<b>894.06048.587</b>	60	82	22	P	50	yes
<b>894.07548.587#</b>	75	101	22	P	50	yes
<b>894.10048.587</b>	100	121	22	P	60	yes
<b>893.05081.587#</b>	50	72	18	FP	40	no
<b>893.06082.587#</b>	60	82	22	FP	50	no





### Fixing Table (D)

H	P	FP
Bolt Hole 10mm	Plate 42mm Square	Fixed Plate
		


### ► Certo

- Industrial castor
- Single nylon wheel
- Natural or black hard wheels
- Several size options
- Swivel plate fixing
- Available with or without brake

Code	A	B	C	D	Load Rating 	Brake
<b>890.05048.570</b>	50	72	20	P	40	no
<b>890.05048.572</b>	50	72	20	P	40	no
<b>890.06048.570</b>	60	82	22	P	45	no
<b>890.06048.572</b>	60	82	22	P	45	no
<b>890.07548.570</b>	75	101	22	P	50	no
<b>890.07548.572</b>	75	101	22	P	50	no
<b>890.10055.570</b>	100	121	24	P	60	no
<b>890.10055.572</b>	100	121	24	P	60	no
<b>891.05048.570</b>	50	72	20	P	40	yes
<b>891.05048.572</b>	50	72	20	P	40	yes
<b>891.06048.570</b>	60	82	22	P	45	yes
<b>891.06048.572</b>	60	82	22	P	45	yes
<b>891.07548.570</b>	75	101	22	P	50	yes
<b>891.07548.572</b>	75	101	22	P	50	yes



### Fixing Table (D)

P
Plate 60mm Square


Finish: Natural Wheel (.570) 

Finish: Black Wheel (.572) 



# CASTORS, GLIDES & LEGS

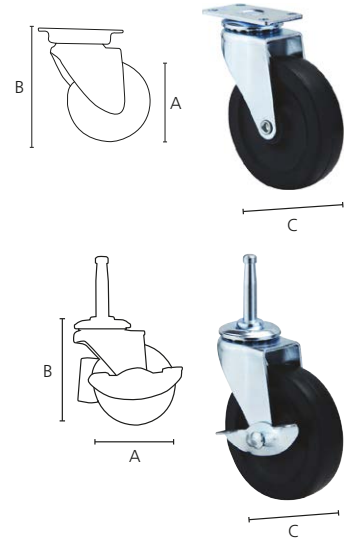
## INDUSTRIAL CASTORS

### ► Stern

- Single rubber wheel
- Swivel plate fixing
- Black rubber wheel
- Available with or without brake
- C = width

Code	A	B	C	D	Load Rating KG	Brake
<b>880.05052.562</b> #	50	67	20	P	30	no
<b>881.05040.562</b> #	50	67	20	S	30	yes

Fixing Table (D)	
P	S
Plate 50mm x 30mm	Stem
	



## FURNITURE CASTORS & ACCESSORIES

### ► Recessed Castor

- Twin wheel
- Swivel
- Hard wheel
- Black finish

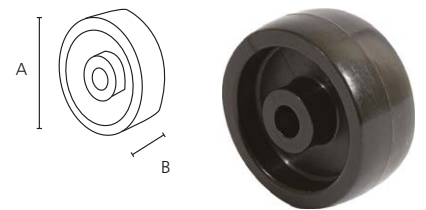
Code	A	B	D	Load Rating KG
<b>851.40181.572</b> #	46	20	Recessed	50



### ► Wheel

- Single plastic wheel
- Hard wheel
- 1/4" hole size
- Black finish

Code	A	B	Load Rating KG
<b>889.04200.002</b> #	42	14	N/A



### ► Castor Cup

- Castor sits inside cup to limit movement
- Suits 50mm twin wheel castors
- Australian made
- Black finish

Code	A	B	C
<b>876.80502.002</b> #	80	14	50





# CASTORS, GLIDES & LEGS

## GLIDES.

### ADJUSTABLE GLIDES

#### ▶ Troy

- Furniture glides with plastic base
- Non swivel
- Compatible with Artia Cabinet Hardware Systems insert nuts
- Black finish

Code	A	B	C
<b>810.62530.572</b>	26	5/16"	30



#### ▶ Atlas

- Furniture glides with plastic base
- Non swivel
- Compatible with Artia Cabinet Hardware Systems insert nuts
- Black finish

Code	A	B	C
<b>810.63338.572</b>	29	3/8"	38
<b>810.63425.572</b>	29	1/4"	25
<b>810.63525.572</b>	29	5/16"	25
<b>810.65338.572</b>	35	3/8"	38
<b>P765-5/16X25BL</b>	35	5/16"	25
<b>P766-3/8X38BL*</b>	43	3/8"	38
<b>P766-10X38BL</b>	43	M10	38

\* Indent



#### ▶ Dome

- Furniture glides with plastic base
- Non swivel
- Domed base design
- Compatible with Artia Cabinet Hardware Systems insert nuts
- Black finish

Code	A	B	C
<b>N1498-5/16X35BL</b>	38	5/16"	35
<b>N1499-3/8X29BL*</b>	49	3/8"	29
<b>N1500-3/8X41BL</b>	51	3/8"	41
<b>N1500-M12X52</b>	51	M12	52


\* Indent



#### ▶ Sixty

- Furniture glides with plastic base
- Non swivel
- Domed base design
- Compatible with Artia Cabinet Hardware Systems insert nuts
- Black finish

Code	A	B	C
<b>810.60338.572</b>	60	3/8"	38
<b>810.60525.572#</b>	60	5/16"	25



# CASTORS, GLIDES & LEGS

## ADJUSTABLE GLIDES

### ▶ Mini



- Non swivel
- Black finish

Code	A	B	C
<b>810.51413.572</b>	25	1/4"	13




### ▶ Titan

- Furniture glides with nylon base and steel shell
- Non swivel
- Various size and thread options
- Compatible with Artia Cabinet Hardware Systems insert nuts
- Black or chrome finishes



Code	A	B	C	Slot
<b>Finish: Black (.572)</b> 				
<b>810.49338.572</b>	25	3/8"	38	no
<b>810.49525.572</b>	25	5/16"	25	no
<b>810.50525.572*</b>	35	5/16"	25	no
<b>Finish: Chrome (.340)</b> 				
<b>810.49338.340</b>	25	3/8"	38	no
<b>810.49525.340</b>	25	5/16"	25	no
<b>810.59338.340</b>	32	3/8"	38	no
<b>810.50399.340</b>	35	3/8"	127	no
<b>810.50425.340*</b>	35	1/4"	25	yes
<b>810.50322.340</b>	35	3/8"	22	no
<b>810.50338.340</b>	35	3/8"	38	no
<b>810.50375.340</b>	35	3/8"	75	no
<b>810.50525.340*</b>	35	5/16"	25	no
<b>P758-5/16X1/2CH*</b>	43	5/16"	13	no
<b>N747-3/8X11/2CH</b>	60	3/8"	38	no

\* Indent - Special order with MOQ and additional lead time




### ▶ Extend

- Furniture glide with nylon base and metal shell
- Non swivel
- Compatible with Artia Cabinet Hardware Systems insert nuts
- Nickel plated without slot
- Chrome finish with slot available as special order

Code	A	B	C	Slot
<b>Finish: Nickel Plated (NP)</b> 				
<b>N1495-3/8X3NP</b>	35	3/8"	76	no
<b>Finish: Chrome (.340)</b> 				
<b>N1495S-3/8X11/2CH*</b>	35	3/8"	38	yes

\* Indent




# CASTORS, GLIDES & LEGS

## ADJUSTABLE GLIDES

### ► Surface


- Furniture glide with nylon base and metal shell
- Non swivel
- Heavy duty 64mm base
- Compatible with Artia Cabinet Hardware Systems insert nuts
- Nickel plated finish




Code	A	B	C
<b>Finish: Nickel Plated (NP)</b> 			
<b>P754-3/8X38NP</b>	64	3/8"	38

### ► Rotator

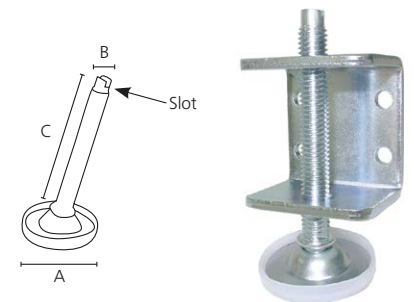
- Swivel glide with nylon base and metal shell
- Compatible with Artia Cabinet Hardware Systems insert nuts
- Nickel plated finish



Code	A	B	C
<b>Finish: Nickel Plated (NP)</b> 			
<b>P745-3/8X11/2NP</b>	35	3/8"	38

### ► GBA M8 Assembly

- Glide and bracket assembly
- Simple height adjustment system for cabinets and furniture
- U bracket attaches to cabinet side
- Screwdriver slot
- Zinc plated finish
- Bracket size - 36mm height x 38mm width x 32mm depth



Code	A	B	C	With Slot
<b>810.15870.352</b>	32	M8	60	yes

### ► GBA 5/16" Assembly

- Glide and bracket assembly
- Simple height adjustment system for cabinets and furniture
- U bracket attaches to cabinet side
- Screwdriver slot
- Zinc plated finish
- Bracket size - 36mm height x 38mm width x 32mm depth



Code	A	B	C	With Slot
<b>P756GBA</b>	32	5/16"	60	yes

# CASTORS, GLIDES & LEGS

## FURNITURE GLIDES

### ▶ Roto

- Nylon mushroom shape glide
- Hard base, ideal for softer surfaces
- Bolt (3/8 x 25mm) or stem fixing
- 45mm height
- Black finish

Code	A	B	C	D	Pack Size
<b>872.44509.572*</b>	70	3/8"	20	B	200
<b>872.44540.572*</b>	70			S	200

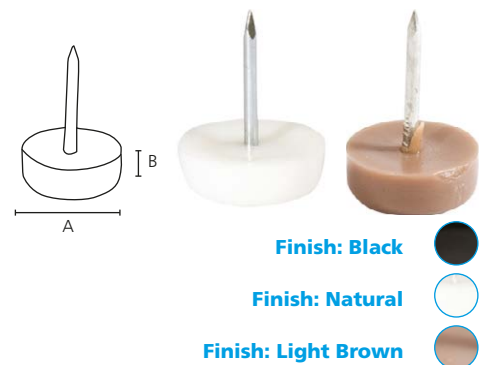
\* Indent - Special order with MOQ and additional lead time



### ▶ Nail-On Glide Tacks

- Impact resistant round plastic head
- Choice of finishes

Code	A	B	Finish	Pack Size
<b>047400</b>	16	6	Natural	1000
<b>047402</b>	16	6	Black	1000
<b>047403</b>	16	6	Brown	1000
<b>047405</b>	19	6	Natural	1000
<b>047409</b>	19	6	Light Brown	1000
<b>047413</b>	22	6	Light Brown	1000
<b>047423#</b>	42 x 19	6	Light Brown	1000



Finish: Black


Finish: Natural

Finish: Light Brown

### ▶ Hand

- Furniture glides with nylon base
- Non swivel
- Easy grip large base for hand adjustment
- Ideal for table bases
- Black finish

Code	A	B	C	Pack Size
<b>810.13824.572#</b>	50	M8	24	500



### ▶ Push in Glide

- Simple push-in glide
- Fits into 11mm hole of chair legs, for example
- Black finish

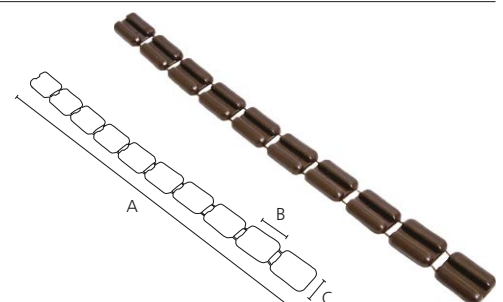
Code	A	B	Pack Size
<b>N1402X7/16BL#</b>	38	11	1000



### ▶ Glide Pad

- Staple on glide pad to protect furniture
- Sold in strips to allow simple fitting
- 10 Glide pads per strip
- Dark brown finish

Code	A	B	C	Pack Size
<b>231.12002.031</b>	272	18	6	4000

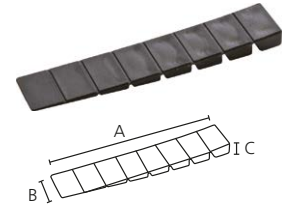


# CASTORS, GLIDES & LEGS

## FURNITURE GLIDES

### ► Furniture Leveller

- Multi step plastic wedge for quick easy and economical levelling of furniture and kitchen cupboard installations
- Insert wedge to desired height step, then snap off remaining portion
- 8 Height options
- Made in Australia
- Black finish



Code	A	B	C	Pack Size
<b>217.10520.002</b>	105	20	8	1000

### ► Grip Neck Sockets

- Socket to enable simple attachment to board
- For use with stem type castors
- Socket can be knocked into 9.5mm hole in timber and stem pushes into socket
- Suitable for MDF, soft woods
- Zinc finish



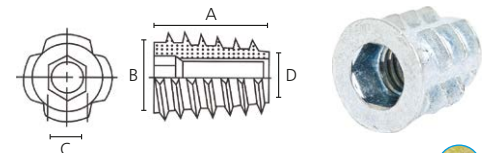
Code	A	B
<b>816.28088.352</b>	31	9.5

## INSERT NUTS

### ► Flanged – Type D

- Self tapping body ensures positive locking and pull-out resistance
- UNC and metric threads

Code	A	B	C	D	Pack Size
<b>054655</b>	13	12	M6	9	1000
<b>305.30420.376</b>	20	12	1/4"	9	4800
<b>305.30513.376</b>	13	14.5	5/16"	10	5000
<b>305.30520.376</b>	20	14.5	5/16"	10	3000
<b>305.30820.375</b>	20	14.5	M8	10	3000



Finish: Passivated Zinc (.376)

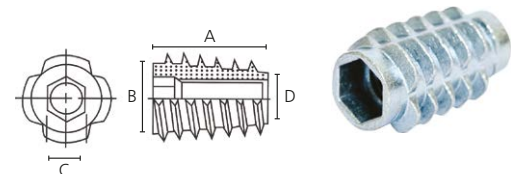
Finish: Zinc Plate (.375)



### ► Non-Flanged – Type D

- Self tapping body ensures positive locking and pull-out resistance
- Can be used on curved surfaces
- Zinc alloy, zinc plated finish
- Metric threads

Code	A	B	C	D	Pack Size
<b>054658</b>	13	11	M6	6	1000
<b>054660</b>	20	11	M6	6	1000
<b>306.31820.375</b>	20	13	M8	8	3000

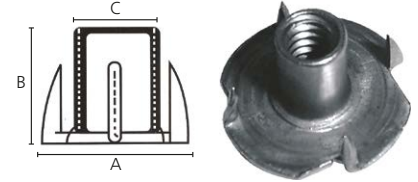


# CASTORS, GLIDES & LEGS

## T-NUTS

### ► Pronged

- Fast joining system often used in conjunction with lag screws
- Can be used for knock-down assembly systems
- Simply insert into pre-drilled hole and hammer strong anti-twist prongs into place
- UNC and metric threads



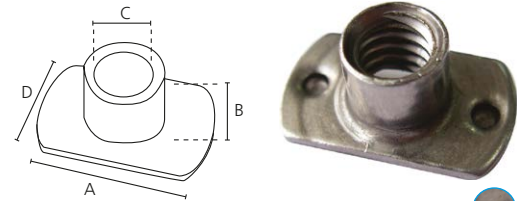
Finish: Raw (.330)

Finish: Zinc Plate (.352)

Code	A	B	C	Pack Size
<b>300.05709.330</b>	19	9	3/16"	5000
<b>300.05409.352</b>	19	9	1/4"	5000
<b>300.05409.330</b>	19	9	1/4"	5000
<b>300.05609.330</b>	19	9	M6	5000
<b>300.05609.352</b>	19	9	M6	5000
<b>300.05511.330</b>	22	11	5/16"	2500
<b>300.05517.330</b>	22	17	5/16"	2500
<b>300.05811.330</b>	22	11	M8	3000
<b>300.05313.330</b>	25	13	3/8"	2000
<b>300.05013.330</b>	25	13	M10	2000

### ► Welded

- Fast joining system ideal for welding on raw metals
- BSW and metric threads



Finish: Raw (.330)

Code	A	B	C	D	Pack Size
<b>302.02511.330</b>	26	11	5/16"	11	2500
<b>302.02313.330</b>	26	13	3/8"	13	2500



# CASTORS, GLIDES & LEGS

## LEGS.

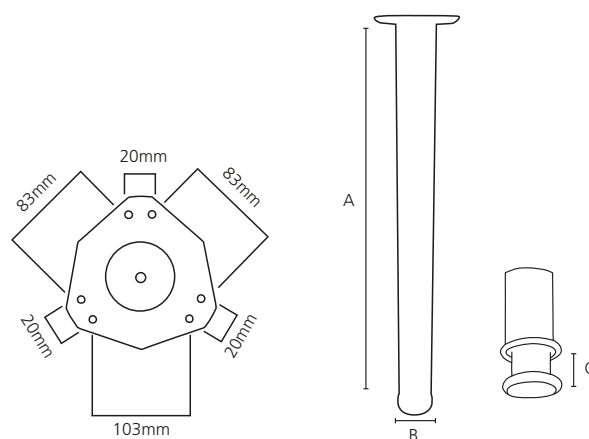
### TABLE LEGS

#### ► Artia Cabinet Hardware Systems Series

##### Decorative tubular steel table leg

- 60mm diameter profile
- Screw fix steel top plate
- Tool-less assembly of table legs allows for flatpack transport of furniture
- Fully adjustable black plastic foot with 25mm height adjustment
- Available in various heights and finishes
- Height of table leg includes mounting plate
- Supplied as sets of four legs incl. fixing screws
- **Please note**, designed for static loads

Code	A	B	C
<b>Finish: Brushed Nickel (.336)</b> 			
722.10741.336	410	60	30
722.10769.336	690	60	30
722.10771.336	710	60	30
722.10787.336	870	60	30
<b>Finish: Chrome (.340)</b> 			
722.10741.340	410	60	30
722.10769.340	690	60	30
722.10771.340	710	60	30
722.10787.340	870	60	30
<b>Finish: Gloss Black (.002)</b> 			
722.10769.002*	690	60	30
722.10771.002	710	60 <td 30	
722.10787.002	870	60	30
<b>Finish: Satin Black (.358)</b> 			
722.10769.358	690	60	30
722.10771.358	710	60	30
<b>Finish: White (.001)</b> 			
722.10769.001	690	60	30
<b>Finish: Silver Pearl (.262)</b> 			
722.10769.262	690	60	30
722.10771.262#	710	60	30
Sold per set of 4			
* Indent only			




# CASTORS, GLIDES & LEGS

## FURNITURE LEGS

### ► Gieffe Legs Art. 122/S

- Adjustable steel cylinder leg, 50mm diameter
- Extension range: 190mm + 15mm adjustment


Code	A	B	C
<b>Finish: Brushed Steel (.367)</b> 			
<b>722.122569.367#</b>	690	50	190
Sold as set of 4			

**gieffe**



### ► Gieffe Legs Art. 191

- Steel cylinder tapered leg equipped with castor and brake
- Leg tapers from 60mm – 35mm diameter
- 300kg vertical compression

Code	A	B
<b>Finish: Chrome (.340)</b> 		
<b>722.19169.340#</b>	690	75
Sold as individual legs		



**gieffe**



### ► Zampa

#### Round tubular steel furniture leg

- 50mm diameter profile
- Screw fix with 100mm diameter steel top plate
- Fully adjustable black plastic foot with 35mm height adjustment
- Available in various heights in brushed nickel or chrome finish
- Supplied as sets of four legs incl. fixing screws
- **Please note**, designed for static loads

Code	A	B
<b>Finish: Brushed Nickel (.336)</b> 		
<b>722.10910.336</b>	100	50
<b>722.10915.336</b>	150	50
<b>Finish: Chrome (.340)</b> 		
<b>722.10910.340</b>	100	50
<b>722.10915.340</b>	150	50
Sold per set of 4* Indent only		




# CASTORS, GLIDES & LEGS

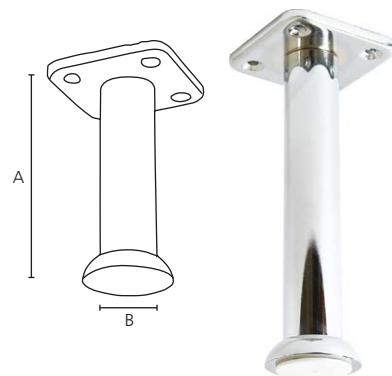
## FURNITURE LEGS

### ▶ Saint

#### Round steel furniture leg

- 25mm diameter profile
- Screw fix with 60mm square top plate
- Leg base includes domed 40mm diameter foot
- Fixing screws included
- Available in two heights in brushed nickel
- **Please note**, designed for static loads



Code	A	B
<b>Finish: Brushed Nickel (.336)</b> 		
<b>781.97010.336</b>	100	25
<b>781.97025.336</b>	250	25
Sold as individual legs		

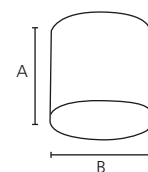


### ▶ Paolo

#### Round tubular steel furniture leg


- 60mm diameter profile
- Screw fix with internal fixing bracket
- Black plastic non-adjustable foot
- Available in matt chrome or chrome finish
- **Please note**, designed for static loads

Code	A	B
<b>Finish: Matte Chrome (.335)</b> 		
<b>781.60060.335#</b>	60	60
<b>781.60090.335</b>	90	60
<b>Finish: Chrome (.340)</b> 		
<b>781.60060.340#</b>	60	60
<b>781.60090.340</b>	90	60



### ▶ Bravo

- Satin aluminium furniture leg
- 38mm square profile
- Base comes with non adjustable plastic cap
- Screw fix with 80mm square top plate
- Available in various heights in satin aluminium finish

Code	A	B
<b>Finish: Satin Aluminium (.301)</b> 		
<b>780.71054.301</b>	80	38
<b>780.71055.301</b>	100	38
<b>780.71056.301</b>	120	38
<b>780.71062.301</b>	150	38
<b>780.71059.301</b>	180	38
<b>780.71060.301</b>	200	38
Sold per leg		




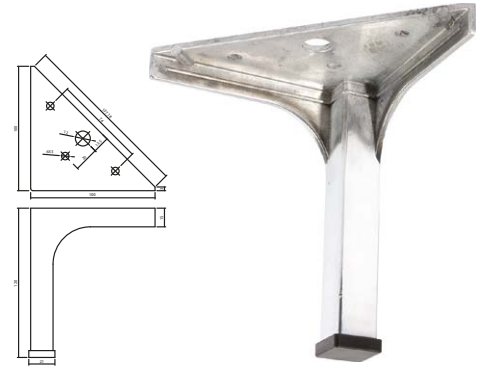
# CASTORS, GLIDES & LEGS

## FURNITURE LEGS

### ► Pesaro


- Aluminium right angle furniture leg
- Screw fix with triangular fixing plate
- Comes with plastic cap

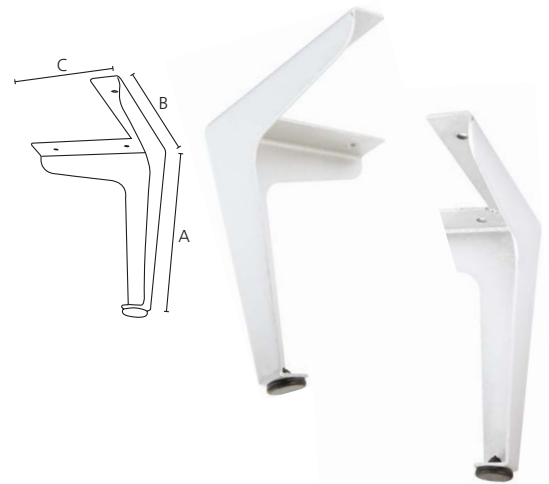
Code	A	B	C
<b>Polished Aluminium (.387)</b> 			
<b>780.53012.387</b> #	120	18	18
Sold per leg			



### ► Angolo

- Steel right angle furniture leg
- Screw fix into top frame
- Comes with 20mm non-adjustable plastic bumper
- 150mm height in "aluminium paint" finish

Code	A	B	C
<b>Aluminium Paint (.368)</b> 			
<b>781.12015.368</b> #	150	125	125
Sold per leg			

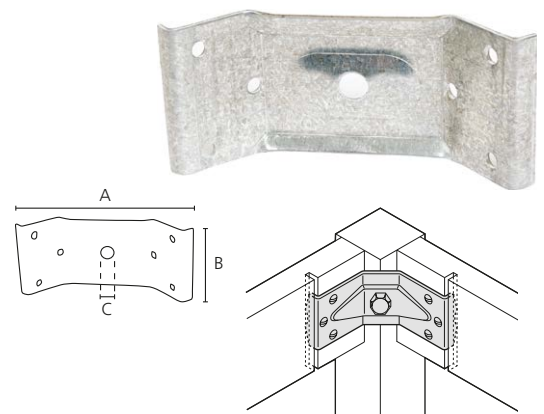


## TABLE FITTINGS

### ► Corner Brace Bracket

- Sturdy pressed steel construction brackets for corner bracing and leg attachment on tables
- Mounting by inserting into grooves in the frame and screwing on
- Galvanised finish

Code	A	B	C
<b>722.54300.352</b>	127	54	10



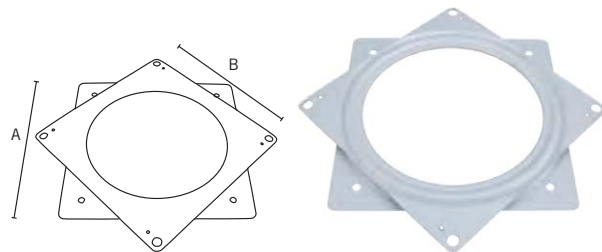
# CASTORS, GLIDES & LEGS

## SWIVEL ASSEMBLIES

### ► Lazy Susan

- Low profile (7mm) to ensure convenient installation height
- Square fixing plates with 4 holes and ball-bearing rollers offer 360° rotation
- 0° degree pitch
- Zinc finish


Code	A	B	Load Rating KG
<b>260.44102.352#</b>	101	101	68



### ► Lazy Susan

- Heavy duty pre-assembled swivel unit with enclosed ball-bearing cage
- A low height profile to ensure convenient installation height
- Round fixing plates with 4 holes and ball-bearing rollers offers 360° rotation
- 0° degree pitch
- Zinc plated finish

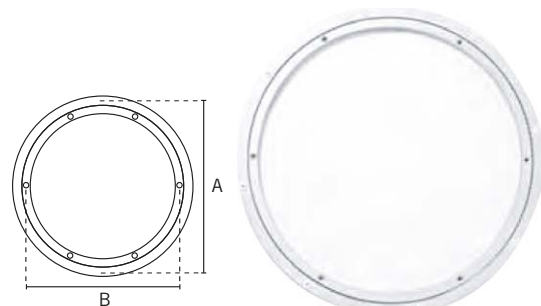
Code	A	B	Load Rating KG
<b>260.12302.352#</b>	305	292	227



### ► Turntable Rings

- To satisfy high quality applications for large surfaces
- Rotates 360° with ball-bearing mounted holes in both inner and outer rings for mounting
- 0° degree pitch
- Anodised aluminium finish

Code	A	B	Ball Bearing	Load Rating KG
<b>260.30323.301#</b>	325	273	120	100
<b>260.45443.301#</b>	442	395	130	150



# CASTORS, GLIDES & LEGS

## PLINTH LEGS

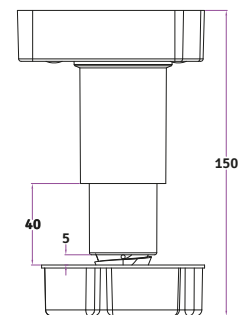
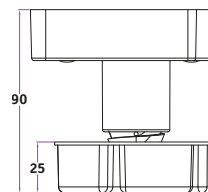
### AUSTRALIA ONLY

#### ► Modular Plinth Legs

- Pick & Mix modular plinth legs
- Large base plate
  - Available as screw-in (SI) or knock-in (KI) fitting
  - Sturdy design for pre-assembly in factory and sliding across shopfloor / delivery truck
- Coarse woodruff thread
  - Providing 5 mm of height per 360° rotation
  - Pulls tight under weight
- Solid base
  - Five slots for easy height adjustment with a flat-head screw driver
  - Vanity leg height adjustable by 40 mm
  - Kitchen leg height adjustable by 70 mm
  - Universal leg height adjustable by 90 mm – One product for many applications!
- Toe kick panel attachment
  - Clip system for simple attachment of kick panel on site



PLINTH100



Step One: Choose Your Plinth Leg	
Code	Description
<b>PLINTH100</b> Bathroom vanity leg	90 - 130mm adjustment. Finish: Black. Leg only. Box of 100.
<b>PLINTH150</b> Standard kitchen leg	120 - 190mm adjustment. Finish: Black. Leg only. Box of 100
<b>PLINTH180</b> Universal leg	90 - 180mm adjustment. Finish: Black. Leg only. Box of 100.

Step Two: Choose Your Base Plate	
Code	Description
<b>SI100-150</b>	Screw-in (SI) plate. Suits Plinth 100 & Plinth 150. Box of 100.
<b>SI180</b>	Screw-in (SI) plate. Suits Plinth 180. Box of 100
<b>KI100-150</b>	Knock-in (KI) plate. Suits Plinth 100 & Plinth 150 Box of 100.
<b>KI180</b>	Knock-in (KI) plate. Suits Plinth 180. Box of 100.

Step Three: Optional	
Code	Description
<b>722.9CLIP.002</b>	Clips for glue and slide fitting, bag of 100 

### The PLINTH180 leg is a two-in-one leg.

By taking apart the threaded stem and collar, turning it 180° and putting it together again, the overall height is adjusted by 50 mm from a nominal 150 mm height most commonly used for kitchens, to a 100 mm nominal height for bathroom vanities.

One leg covering two bases, enabling you to save stock-holding for a second type of plinth legs, and thus space in your store room.





# CASTORS, GLIDES & LEGS

## GLIDES.

INDEX PART NUMBERS

Part Number.....	Page
217.10520.002.....	13
231.12002.031.....	12
260.12302.352#.....	19
260.30323.301#.....	19
260.44102.352#.....	19
260.45443.301#.....	19
300.05013.330.....	14
300.05313.330.....	14
300.05409.330.....	14
300.05409.352.....	14
300.05511.330.....	14
300.05517.330.....	14
300.05609.330.....	14
300.05609.352.....	14
300.05709.330.....	14
300.05811.330.....	14
302.02313.330.....	14
302.02511.330.....	14
305.30420.376.....	13
305.30513.376.....	13
305.30520.376.....	13
305.30820.375.....	13
306.31820.375.....	13
722.9CLIP.002.....	20
722.122569.367#.....	16
722.10741.336.....	15
722.10741.340.....	15
722.10769.001.....	15
722.10769.002*.....	15
722.10769.262.....	15
722.10769.336.....	15
722.10769.340.....	15
722.10769.358.....	15
722.10771.002.....	15
722.10771.262#.....	15
722.10771.336.....	15
722.10771.340.....	15
722.10771.358.....	15
722.10787.002.....	15
722.10787.336.....	15
722.10787.340.....	15
722.10910.336.....	16
722.10910.340.....	16
722.10915.336.....	16
722.10915.340.....	16
722.19169.340#.....	16
722.54300.352.....	18
780.53012.387#.....	18
780.71054.301.....	17
780.71055.301.....	17
780.71056.301.....	17
780.71059.301.....	17
780.71060.301.....	17
780.71062.301.....	17
781.12015.368#.....	18
781.60060.335#.....	17
781.60060.340#.....	17
781.60090.335.....	17
781.60090.340.....	17
781.97010.336.....	17
781.97025.336.....	17
800.40005.572.....	05

# CASTORS, GLIDES & LEGS

## INDEX PART NUMBERS

Part Number.....	Page
800.40040.572#.....	05
800.40047.630.....	03
800.40147.630.....	03
800.50002.572.....	05
800.50005.572#.....	05
800.50009.572.....	05
800.50040.572#.....	05
800.50042.587.....	06
800.50109.572#.....	05
800.50142.587.....	06
800.60013.635.....	03
800.60047.630#.....	03
800.60113.635.....	03
800.60147.630#.....	03
800.74002.572.....	05
800.74040.572.....	05
800.75009.572#.....	05
800.75109.572.....	05
800.77742.572.....	05
800.77842.587.....	05
800.77842.588#.....	05
800.77865.587#.....	05
800.77942.587.....	05
800.77942.588#.....	05
800.77965.587.....	05
800.85013.630.....	04
800.85047.630.....	04
800.85112.630#.....	04
800.85113.630.....	04
800.85147.630.....	04
801.40005.572.....	04
801.40040.572#.....	04
801.50005.572.....	04
801.50009.572.....	04
801.50016.572#.....	04
801.50040.572.....	04
801.50102.572.....	04
801.50105.572#.....	04
801.50109.572.....	04
801.50140.572.....	04
801.50142.572.....	04
810.13824.572#.....	12
810.15870.352.....	11
810.49338.340.....	10
810.49338.572.....	10
810.49525.340.....	10
810.49525.572.....	10
810.50322.340.....	10
810.50338.340.....	10
810.50375.340.....	10
810.50399.340.....	10
810.50425.340*.....	10
810.50525.340#.....	10
810.50525.572#.....	10
810.51413.572.....	10
810.59338.340.....	10
810.60338.572.....	09
810.60525.572#.....	09
810.62530.572.....	09
810.63338.572.....	09
810.63425.572.....	09
810.63525.572.....	09
810.65338.572.....	09
816.28088.352.....	13
851.40181.572#.....	08
872.44509.572*.....	12
872.44540.572*.....	12
876.80502.002#.....	08
880.05052.562#.....	08

# CASTORS, GLIDES & LEGS

INDEX PART NUMBERS

Part Number	Page
881.05040.562#	08
883.05048.572	06
884.05048.572	06
887.08048.352#	06
889.04200.002#	08
890.05048.570	07
890.05048.572	07
890.06048.570	07
890.06048.572	07
890.07548.570	07
890.07548.572	07
890.10055.570	07
890.10055.572	07
891.05048.570	07
891.05048.572	07
891.06048.570	07
891.06048.572	07
891.07548.570	07
891.07548.572	07
893.05042.587	07
893.05081.587#	07
893.06048.587#	07
893.06082.587#	07
893.07548.587	07
893.07590.587#	07
893.10048.587	07
894.05042.587	07
894.06048.587	07
894.07548.587#	07
894.10048.587	07
043030	04
043040^	04
043050^	04
043055#^	05
043150	04
047400	12
047402	12
047403	12
047405	12
047409	12
047413	12
047423#	12
054655	13
054658	13
054660	13
K1100-150	20
K1180	20
N747-3/8X1 1/2CH	10
N1402X7/16BL#	12
N1495-3/8X3NP	10
N1495S-3/8X11/2CH*	10
N1498-5/16X35BL	09
N1499-3/8X29BL*	09
N1500-3/8X41BL	09
N1500-M12X52	09
P745-3/8X11/2NP	11
P754-3/8X38NP	11
P756GBA	11
P758-5/16X1/2CH*	10
P765-5/16X25BL	09
P766-3/8X38BL*	09
P766-10X38BL	09
PLINTH100	20
PLINTH150	20
PLINTH180	20
SI100-150	20
SI180	20



**CABINET HARDWARE SYSTEMS**

## CASTORS, GLIDES & LEGS

# Version 1.0

## Australia

1800 008 591 ■ [www.artia.com.au](http://www.artia.com.au)

**VICTORIA:**

235 Settlement Road,  
Thomastown VIC 3074

**NEW SOUTH WALES:**

Unit 1/429 Victoria Street,  
Wetherill Park NSW 2164

**QUEENSLAND:**

Building 2/660 MacArthur  
Avenue, Pinkenba QLD 4008

**SOUTH AUSTRALIA:**

13 Rosberg Road,  
Wingfield SA 5013

**WESTERN AUSTRALIA:**

Unit 1B/15 Hector Street,  
Osborne Park WA 6017

## New Zealand

0800 267 625 ■ [www.artia.co.nz](http://www.artia.co.nz)

**AUCKLAND:**

11 Bruce Roderick Drive,  
East Tamaki, Auckland 2013

**CHRISTCHURCH:**

117 Wrights Road,  
Addington, Christchurch 8024