

UNILUX

DRAWER

FGV
/ Hettich Network

CONTENT

05	UNILUX
08	CAD PARTNERS
09	DRAWER H88
10	DRAWER H120
11	DRAWER H171
12	DRAWER H203
13	SLIDES & INTERNAL DRAWERS

FGV PROVIDES FUNCTIONAL SOLUTIONS FOR FURNITURE TO MEET THE REAL NEEDS OF A LARGE NUMBER OF CUSTOMERS.

All products are conceived and supplied with care and quality and are offered to the market at a competitive price.

In this way, FGV contributes globally to increase the satisfaction of the customers buying furniture, giving access to pleasing features and improving the quality of life of the consumers.

UNILUX DRAWER

Unilux is FGV's premium drawer line characterised by a slim shape, Italian design and elegance.

Unilux is available in two trendy colours: white and dark grey. The drawer system is equipped with full-extension slides and the SlowMotion soft-closing system, ensuring smooth and silent closing, with an option for push to open.

WITH ELEGANT AND SLIM SHAPE

The Unilux drawer system combines a slim, elegant profile with smooth functionality. Four different heights allow you to create elegant drawer and pan drawer solutions while maximising storage space.



The Unilux drawer is available in standard White and Dark Grey create drawers with modern look and matching perfectly with wood and current design trends. The final result is an elegant and high-end furniture appeal.

Italian style, produced in the Hettich network.

UNILUX

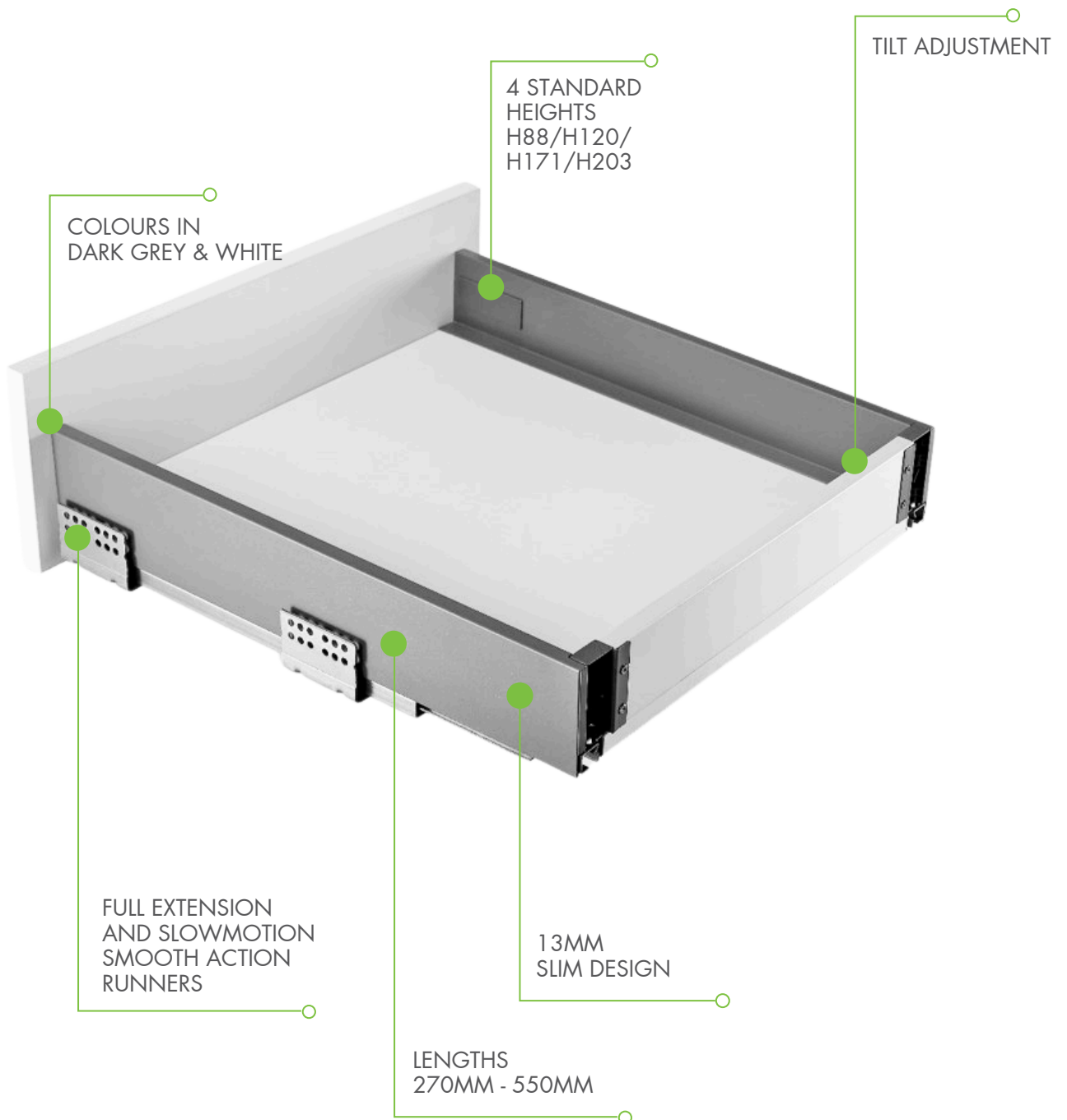
PERFORMANCE

STEEL DOUBLE-WALL DRAWER

SLIM DESIGN

TESTED TO 60,000 CYCLES

SLOWMOTION RUNNERS





The availability of fittings from CAD partners is crucial for planners and architects who want to integrate high-quality furniture and architectural fittings into their digital designs.

Through collaboration with numerous CAD partners, FGV ensures that its extensive product range is always up-to-date and easily accessible, which significantly improves efficiency and precision in the planning phase.

DRAWER H88

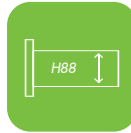


- Double walled drawer system
- Loading capacity 35kg
- White and Dark Grey finish
- Full extension
- Soft-close drawer system
- Steel front connectors mechanism for strong and secure fixing
- Vertical, horizontal and tilt adjustment
- Tool-free assembly and removal



Complete Set Consists:

- 1 set of Slides
- 1 set of Sides
- 1 set of back connectors
- 1 set of cover caps
- 4 self tapping screws
- 1 set of expanding dowel front connectors



H88



EASY
ASSEMBLY



DYNAMIC
LOAD KG 35

DARK GREY	WHITE	DESCRIPTION	PACKING
(order on request)		Slim double wall drawer set 270	1 Set
9404473	9392801	Slim double wall drawer set 300	1 Set
9404476	9384788	Slim double wall drawer set 350	1 Set
9404477	9384789	Slim double wall drawer set 400	1 Set
9404478	9384790	Slim double wall drawer set 450	1 Set
9404479	9384791	Slim double wall drawer set 500	1 Set
9404480	9386563	Slim double wall drawer set 550	1 Set

- Push to open drawers on request

DRAWER H120

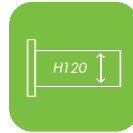


- Double walled drawer system
- Loading capacity 35kg
- White and Dark Grey finish
- Full extension
- Soft-close drawer system
- Steel front connectors mechanism for strong and secure fixing
- Vertical, horizontal and tilt adjustment
- Tool-free assembly and removal



Complete Set Consists:

- 1 set of Slides
- 1 set of Sides
- 1 set of back connectors
- 1 set of cover caps
- 4 self tapping screws
- 1 set of expanding dowel front connectors



H120



EASY
ASSEMBLY



DYNAMIC
LOAD KG 35

DARK GREY	WHITE	DESCRIPTION	PACKING
(order on request)		Slim double wall drawer set 270	1 Set
9404481	9392802	Slim double wall drawer set 300	1 Set
9404482	9384800	Slim double wall drawer set 350	1 Set
9404483	9384801	Slim double wall drawer set 400	1 Set
9404484	9384802	Slim double wall drawer set 450	1 Set
9404485	9384803	Slim double wall drawer set 500	1 Set
9404486	9386564	Slim double wall drawer set 550	1 Set

- Push to open drawers on request

DRAWER H171

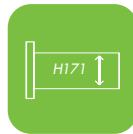


- Double walled drawer system
- Loading capacity 35kg
- White and Dark Grey finish
- Full extension
- Soft-close drawer system
- Steel front connectors mechanism for strong and secure fixing
- Vertical, horizontal and tilt adjustment
- Tool-free assembly and removal



Complete Set Consists:

- 1 set of Slides
- 1 set of Sides
- 1 set of back connectors
- 1 set of cover caps
- 8 self tapping screws
- 1 set of expanding dowel front connectors



H171



EASY
ASSEMBLY



DYNAMIC
LOAD KG 35

DARK GREY	WHITE	DESCRIPTION	PACKING
(order on request)		Slim double wall drawer set 270	1 Set
9404487	9392803	Slim double wall drawer set 300	1 Set
9404488	9384792	Slim double wall drawer set 350	1 Set
9404489	9384793	Slim double wall drawer set 400	1 Set
9404490	9384794	Slim double wall drawer set 450	1 Set
9404491	9384795	Slim double wall drawer set 500	1 Set
9404492	9386565	Slim double wall drawer set 550	1 Set

- Push to open drawers on request

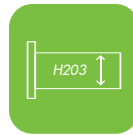
DRAWER H203



- Double walled drawer system
- Loading capacity 35kg
- White and Dark Grey finish
- Full extension
- Soft-close drawer system
- Steel front connectors mechanism for strong and secure fixing
- Vertical, horizontal and tilt adjustment
- Tool-free assembly and removal
- Bottom fixing via ClawFix or screws without processing on the panel

Complete Set Consists:

- 1 set of Slides
- 1 set of Sides
- 1 set of back connectors
- 1 set of cover caps
- 8 self tapping screws
- 1 set of expanding dowel front connectors



H203



EASY
ASSEMBLY

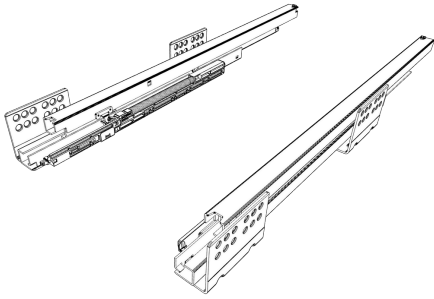


DYNAMIC
LOAD KG 35

DARK GREY	WHITE	DESCRIPTION	PACKING
(order on request)		Slim double wall drawer set 270	1 Set
9404493	9392804	Slim double wall drawer set 300	1 Set
9404494	9384796	Slim double wall drawer set 350	1 Set
9404495	9384797	Slim double wall drawer set 400	1 Set
9404496	9384798	Slim double wall drawer set 450	1 Set
9404497	9384799	Slim double wall drawer set 500	1 Set
9404498	9386566	Slim double wall drawer set 550	1 Set

- Push to open drawers on request

SLIDES



- Full extension damped slides, zinc finish, for high performance and smooth action
- Large range of length from 270 to 550 mm
- Loading capacity 35kg
- Standard load for ease of use throughout the applications
- SlowMotion damping with long damping way for guaranteed drawer closure under adverse conditions
- Very stiff construction for low drop under load
- Slide-click fixing of drawer on the slide for easy and safe connection
- Internal cabinet width -16mm



EASY
ASSEMBLY



DYNAMIC
LOAD KG 35

INTERNAL DRAWERS



DARK GREY	WHITE	DESCRIPTION	PACKING
9396131	9396128	Front Bracket H88	1 Set
9396132	9396129	Front Bracket H120	1 Set
9406082	9406081	Front Bracket H171	1 Set
9396133	9396130	Front Bracket H203	1 Set
9396151	9396150	Aluminum front panel for Unilux, L = 2000mm	1 Ea
9370660	9370658	Aluminium inner drawer front square railing, L = 2000mm	1 Ea



FGV HEADQUARTER

Via Concordia, 16
20837 Veduggio con Colzano (MB) - ITALY
Tel +39 0362 9471
info@fgv.it - www.fgv.it

HETTICH AUSTRALIA

6 Entolasia Close
Kemps Creek NSW 2178
Tel 1800 687 789
support-au@hettich.com